

Maximizing the Potential of Geothermal Resources in Steam Power Plants with Retrofitted Binary Technology: Exergy's Case Study in the Philippines, Mindanao 3 Power Plant

Marco Frassinetti, Riccardo Pezzoni, Giacomo Rufo Menghetti

Exergy International srl

Keywords

Binary Cycle, Radial Outflow Turbine, Exergy International, Real Case Application, Brine Recovery, Reinjection Temperature, Geothermal Combined Cycle,

ABSTRACT

In the Asia Pacific Region and in many other countries at the edge of the so-called ring of fire, the geothermal power potential is huge. The main technology used to harness these resources has traditionally been flash steam turbine power plants and there is a wide fleet in operation in this geographical area.

Although efficient and reliable, these systems waste a significant part of the thermal capacity available in the liquid phase (brine). This heat energy could be efficiently exploited to maximize the geothermal potential of a resource in a steam field and increase the efficiency and power capacity of the plant without the need of risky investments in new exploration and drilling.

It is possible to profitably recover the heat energy contained in the geothermal brine to produce additional electricity at site by retrofitting a binary cycle to an existing steam power plant.

The following paper describes in detail a recent application of Exergy's advanced binary system utilizing Radial Outflow Turbine Technology for brine recovery in the Mindanao 3 flash power plant in the Philippines. The paper will show the advantages of this solution that can help increase the rated electrical power output of a steam field by 30% thus increasing its efficiency and profitability with no additional environmental footprint.

1. Introduction

Global warming is defined as the most critical challenge of our times. For this reason, governments, investors, companies, and private citizens are initiating new forms of cooperation, initiatives and incentives to find new solutions capable of reducing emissions. The decrease of the carbon intensity of the energy sector is one of the most relevant issues, not only in the electricity generation section, but also in other activities like transportation, responsible for a large share of the emissions, or heating and cooling. Certainly, the exploitation of the renewable energy for power generation, such as photovoltaic and wind, can contribute to a clean energy future. Nevertheless, the non-dispatchability of these sources cause grid stability problem. This issue can be solved by further development of geothermal energy and biomass usages, together with new resources (tidal energy, wave power, storage systems) and with hydroelectric. These power generation plants can guarantee both clean energy and sustainable base load power generation system.

2. Geothermal Power Generation

2.1 Geothermal State of the art

In the world, the installed capacity for power production from geothermal source was about 16 GW in 2020, while other thermal usages accounted for more than 70 GW of thermal power. Thermal usages are either direct, such as air conditioning and district heating or cooling, or ground-source heat pumps (GSHP) (Huttrer, 2020).

There is an important difference between the thermal usage and power generation. The latter requires a series of factors, such as water in reservoir among all, and heat available close to the crust, while the first one exploits the Earth average gradient so it can be applied everywhere in the world.

The factors and conditions that influence the possibility of exploiting geothermal for power generation limit its use to only a small number of nations, all of them characterized by consistent geological activities. About 95% of the installed capacity is present in 10 countries (USA, Indonesia, Philippines, Turkey, Kenya, Mexico, New Zealand, Italy, Iceland and Japan). Obviously, this distribution is due to the source's availability and stability but also is strongly affected by specific policies that have been driving the market towards desired directions.

Over the next five years, the expected growth of the electricity generated by geothermal sources is about +20% (+3.4 GW of installed capacity). Compared to the expected PV growth, which is about +360 GW (100 times more than geothermal, +60% with respect to installed plants in 2020), it looks clear that there are some issues and obstacles connected to the development of the geothermal resource that must be taken into account in order to tap a much wider potential.

2.2 Source Uncertainty, Key Threat to Geothermal Development

Developing a new geothermal resource is a long and expensive process, particularly for greenfield projects where the site preparation requires a huge amount of time. The initial costs are very high, as there is the need to assess the presence of the resource and so any potential

investor is willing to proceed with all the risks only if the investment is profitable enough. Costs and risks associated with exploration of geothermal energy have been the main threat to the development of new geothermal projects worldwide and strongly affect the price of geothermal electricity (Mulazzani, 2016). Another aspect that must be considered is the stability of the resource. This factor is analyzed and investigated during operation, and especially in case of bad or no reinjection, it can reduce over time.

2.3 Flash Cycles, Main Paradigm for Geothermal Power Generation

Flash cycles are the most simple and conventional system used for power generation in geothermal high-temperature applications. Since most geothermal wells produce fluids which have two different phases, brine and steam (together with non-condensable gases and solid particles), the steam and gases must be split from the heavier components using separators. Then, while the liquid phase (brine) is reinjected, the saturated steam enters the steam turbine which is coupled with an electrical generator to produce power.

2.4 Binary Plants, ORC (Organic Rankine Cycle) Sweet Spot in Geothermal Applications

Binary plants have two different fluids, that never mix, and so two different cycles: the first is where the working fluid absorbs heat via a shell-and-tube heat exchanger from the geothermal fluid, either steam or brine; the second cycle is the ORC. The second fluid is an organic fluid that is evaporated and then sent to a proper turbine coupled with its generator.

Against an installed capacity of about 25% of the 16 GW mentioned earlier, binary ORC power generation accounts for around 65% of the new installed capacity since 2015, highlighting the important trend in recent developments.

2.5 Comparison between Binary and Steam Power Plant

Features	Binary Power Plant	Steam Power Plant
Type of Source	Suitable for low-medium temperatures	Suitable for high temperatures
Cycle Configuration	Flexible but Complex	Simple
Fouling	Geothermal Loop and Tube-side of Heat Exchanger	Geothermal steam in turbine
Geothermal Resources	Only steam, Steam and brine, Brine Recovery	Only Steam
Water Consumption	Low	High
Type of Expansion	Dry expansion	Risk of droplets in low stages
Off Design	High performance thanks to flexibility	Low performance at partial load
Personnel Needed	Minimum	Highly skilled

3. Case Study: State Of The Art

3.1 Geothermal Exploitation in the Philippines

The Philippines ranks third in worldwide electricity production from geothermal sources, with an installed capacity of almost 2000 MW and an average capacity factor close to 90%. Together with Indonesia, which has a similar amount of installed capacity and which is the second largest

producer, these are the only two relevant countries in the ASEAN region active in the geothermal power. Despite this, only a single 12 MW unit has been commissioned in the Philippines in the 2015-2020 period, underlying a lacking willingness to continue the segment expansion. Nevertheless, new investments and an increased interest to the efficient exploitation of the existing resources, a new wave has started diffusing the sector again. It has been estimated a potential addition of 100 MW of new capacity for the Philippines for the following 5 years, while the overall potential exceeds 4 GW of installed power (Huttrer, 2020).

In both Indonesia and Philippines, most of the existing power plants are single flash units, as described before in section 2.3. Furthermore, most of the reservoirs used are liquid-dominated type, meaning that most of the geothermal fluid is liquid, and it is reinjected hot, immediately after being separated. For this reason, the potential available from cooling down the reinjected brine in a binary plant is extremely attractive, since the source is not only assessed, but also already present and available. In this way, the resultant “Brine Recovery” application has all the advantages of the geothermal energy without the complexities linked to the source uncertainties or to the cost of drilling. In Figure 3 is shown an example of possible retrofitted integration between a single flash cycle and a binary cycle, however there are many other ways in which their combination is possible.

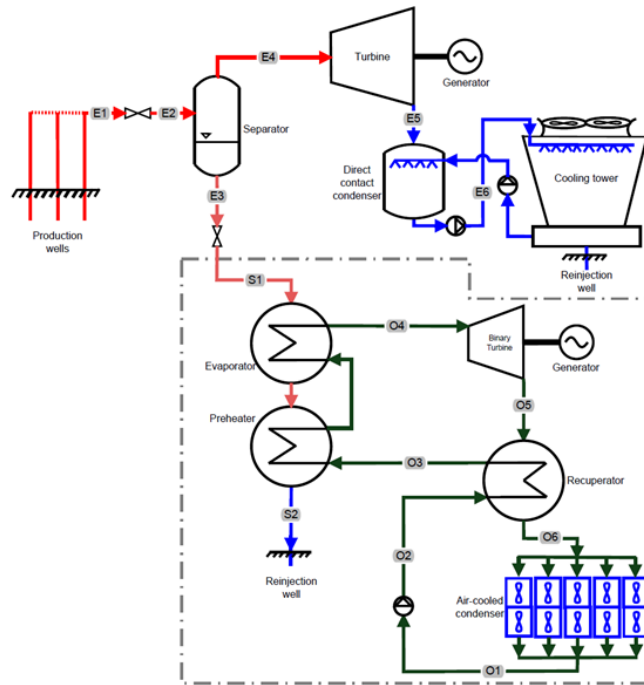


Figure 3: A simplified scheme of a retrofitted combined geothermal configuration

3.2 EDC existing Power Plants: Mindanao I and Mindanao II

With 45 years of history and more than 60% of the Philippines installed geothermal capacity, Energy Development Corporation (EDC) is one of the biggest geothermal operators worldwide and the most important in the Far East region. 104 MW of their 1477 MW of installed renewable capacity, come from the Mindanao Geothermal field, located close to Mt. Apo in the Mindanao island.

Here, two steam turbines of similar size have been producing electricity from single flash cycles since the last years of the previous millennium. After both turbines there is an indirect water-cooled condenser, coupled with the cooling towers, as shown in Figure 4. In this way, against a slightly higher investment cost, there is the possibility to use the steam condensate for many different uses, and only a part of it as make-up water for the cooling towers. In 1997 the first 52 MW unit was commissioned, while the second one started its activity in 1999. The reservoir system relies on 23 production and 7 reinjection wells, relatively to a liquid dominated hydrothermal system. After an initial decrease in the well enthalpy of the order of -8% occurred during the first years of operation, the reservoir behavior has always remained constant. However, the huge amount of brine reinjected without using it at all, in the new scenario of optimization of the available sources, has kindled the possibility to increase the productivity of the geothermal field using a small amount of the hot brine.



Figure 4: Mindanao I and Mindanao II geothermal power plants

4. Mindanao III: Exergy's Customized ORC Solution

4.1 Exergy International: an ORC company with a deep know-how in geothermal power generation

Exergy International srl is a worldwide developer, engineer and producer of Organic Rankine Cycle systems, with innovative and pioneering Radial Outflow Turbine (ROT) technology. ORC systems are used for power production from renewable energy sources including geothermal,

biomass and concentrated solar power as well as from waste heat. The advantages of ORC application over the traditional Steam Rankine cycle include:

- Higher efficiency due to the low enthalpy level of the hot source of Mindanao
- Design flexibility with the option to utilize the most efficient working fluid available
- Absence of liquid formation in the low pressure stages
- Simple and low-cost maintenance
- Compact and automated solution
- Operational flexibility for superior off-design performances
- No water consumption
- Refilling rarely required
- Low cost of foundation and assembly

Exergy undertakes the development and manufacturing process of the ORC turbine and plant internally. This includes in-house R&D, engineering, project management, testing and after-sales service, but Exergy also operate a central control room to provide remote monitoring of the plants of its Customers.

4.2 Exergy's Core Technology: The Radial Outflow Turbine

Designed by Exergy, the Radial Outflow Turbine (ROT) is an innovative technological breakthrough. This technology is covered by current and pending patents and is the first turbine of its kind to be utilized in an ORC system. The Radial Outflow Turbine, different from the axial and radial inflow configuration, it's able to convert the energy contained in the fluid into mechanical power, with higher efficiency than any competing technology present on the market. In 2011 Exergy developed a supplementary Radial Axial configuration suitable for waste heat or biomass engines. The single disk Radial-Axial configuration offers maximum efficiency with an extreme volumetric ratio.

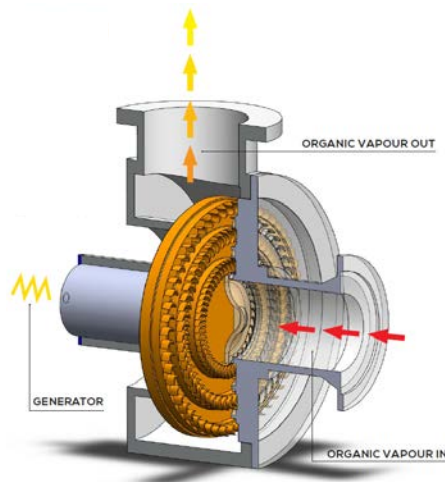


Figure 6: Exergy's Radial Outflow Turbine

When working with an organic fluid, most of the characteristics of the ROT become advantageous. For example:

- Higher efficiency than an axial turbine
- Multiple pressure admissions possible on a single disk
- Low speed turbine means no gearbox, and therefore higher reliability
- Large increase in volumetric flow achieved without the need for extreme changes in blade height
- Outward movement of fluid leading to minimum 3D effects
- Minimum turbulence, meaning maximum efficiency
- Excellent match between volumetric flow and the cross section across the radius
- No need for partial admission
- Lower tip leakage and disk friction losses
- Low vibrations, meaning longer life on the bearings

All these factors lead to a more compact and efficient machine, rotating at a low speed and minimizing noise and vibration.

4.3 Exergy's ORC brine recovery design: Mindanao III

Exergy's Mindanao III ORC power plant is supplied by the brine coming from EDC's Mindanao I and Mindanao II power plant. Firstly, the brine is sent to a separator in order to produce steam to boost up the low stages of the steam turbines of Mindanao I and Mindanao II. Then the brine that comes from the separator is sent to the ORC at the temperature of 140°C and, as it will be discussed in the following paragraph, cooled down to 80°C in the high alloy stainless-steel tubes of shell and tube heat exchangers. The thermal power which derives from the Brine Recovery is used first to preheat and then to evaporate the organic fluid typically adopted in ORC geothermal applications. The cycle configuration chosen is the saturated one, so the organic fluid enters in the Radial Outflow Turbine in saturated conditions and is expanded down to the condensation pressure. The condenser is an indirect shell and tube water-cooled condenser, with the cooling water coming from a cooling tower designed and supplied by Exergy just like all other key equipment. An interesting aspect is the fact that the make-up water for this cooling tower comes from the geothermal steam condensed in Mindanao I and II power plants, highlighting a further degree of integration between the flash and the ORC units. After the condenser two feed-pumps are used to increase the pressure up to the maximum value, to close the loop. The redundancy grade of any element of this power plant has been evaluated to allow maximum rates of availability for all the lifetime of the plant, which is expected to work for more than 20 years.

Everything in this cycle has been optimized according to Exergy's know-how and experience. From the smaller details like the electrical wires, threatened by a H₂S rich environment, up to the most impacting equipment like the turbine, the generator, the cooling system, the heat exchangers or the acid dosing system, each component deserved the attention of Exergy's engineering team, that evaluated carefully all possible implications of any design choice in close cooperation with the engineering team of EDC. The outcome, which started delivering its 3.6 MW of electric power to the grid at the beginning of 2022, it's one of the fastest geothermal power plants to be put in operation in the area (less than 14 months from contract signature),

accomplished thanks to a long-lasting cooperation between Exergy, EDC and both their supply chains.

4.4 Mindanao III: Design Conditions

The ORC design has been conducted considering the following design conditions:

- Reference ambient wet bulb temperature: 17°C;
- Brine Pressure at ORC Inlet: 6 bar;
- Brine Temperature at ORC Inlet: 140°C;
- Brine Flow at ORC Inlet: 110 kg/s;
- NCG Mass fraction in brine flow: 0%;

4.5 A critical aspect: Rejection temperature

The reinjection temperature is a key parameter in the development of a geothermal project, and it can be the crucial factor in determining the success or the failure of the field.

Looking from a purely theoretical point of view, the more you cool down the hot brine, the more heat you can absorb for the conversion of the thermal energy available into electricity production, so the first approach is to take as high as possible heat available. Moreover, a consequence of the Carnot's Theorem is that the lower the temperature of the hot source is, the lower the conversion efficiency is. In this case, considering cooling down the brine flow from the initial temperature T_{in} to the outlet temperature T_{out} , the maximum conversion efficiency is limited by applying Lorenz's theorem to a trapezoidal cycle, and is according to the following formula:

$$\eta_{Trap,max} = 1 - \frac{T_{amb}}{\frac{T_{in}-T_{out}}{\ln\left(\frac{T_{in}}{T_{out}}\right)}} = 1 - \frac{T_{amb}}{T_{ml,H}} \quad (1)$$

Where T_{amb} is the ambient temperature, $\eta_{Trap,max}$ is the maximum efficiency achievable ideally from a trapezoidal cycle, while the denominator ($T_{ml,H}$) is the mean logarithmic temperature of the hot source (which has nothing to do with the Logarithmic Mean Temperature Difference – or LMTD – used commonly in heat transfer). In other words, Lorenz generalizes Carnot's theorem for hot sources at variable temperature, while for constant temperature sources (i.e. $T_{in}=T_{out}=T_{hot}$) they converge to the same result.

It is now clear that the lower is the reinjection temperature, the lower the hot source logarithmic temperature and so the lower will be the power cycle conversion efficiency. For a better understanding, in the picture below it is possible to understand how decreasing the brine outlet temperature, the thermal power available from a hot source increases (at $T_{in}=150^{\circ}\text{C}$), while the maximum theoretical conversion efficiency (alias Lorenz efficiency) decreases. Consequently, the electrical power, calculated as the product between these two factors, has a maximum (at around 40°C in Figure 7); any further decrease in the brine reinjection temperature results in a lower electrical output.

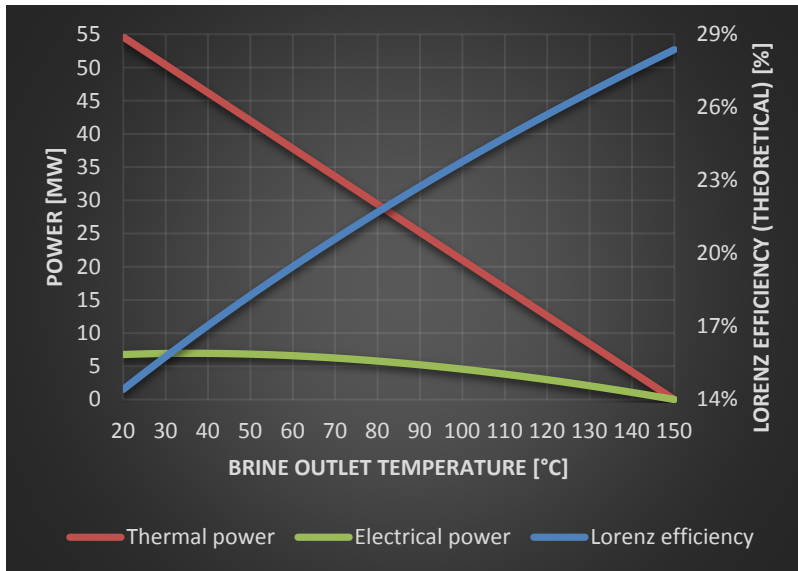


Figure 7: Relationship between brine outlet temperature, thermal power available, Lorenz conversion efficiency and maximum electrical power output available from a brine source at 150°C

Moreover, many differences occur from a practical point of view that are not considered in the simplified analysis above. As an example, there are some differences between the condensation temperature of the cycle and the ambient temperature, and between the hot source and the evaporation, since the surfaces of the heat exchangers are not infinite. The impact of these effects results in an optimum outlet temperature, which maximizes the electrical power output, higher with respect to the previous one. Finally, there are also some technoeconomic considerations so that, unless the price of electricity is very high, the most cost-effective solution will have an optimal reinjection temperature which will be slightly higher than the technical optimum.

Nevertheless, when considering brine recovery geothermal projects, where a flash turbine is present after a separator, such as Mindanao III, the most relevant factor to be accounted for is the deposition of solid substances. This phenomenon called “scaling”, can involve many different chemical species, but is particularly relevant in case of silica scaling (but also calcite can be relevant), since once occurred it is almost impossible to solve it and makes it very tough to deal with. The silica deposition happens because of several chemical processes that occur simultaneously in the geothermal resource. These are monomeric silica polymerization, co-precipitation with other minerals and ions (predominantly with metals as Fe or Al) and direct deposition of monomeric silica (Gill and Jacobs, 2018). To explain why scaling happens, a very effective similitude is the one of sugar in a cup of coffee: when it is hot, you can add a lot of sugar, and up to a certain threshold, called the solubility limit, it will disappear. However, if you don’t drink your coffee soon, it will cool down and some sugar will appear again at the bottom of the cup. This is because the solubility limit is strongly affected by the temperature of the liquid, and when the temperature decreases, also the capacity of the coffee to keep the sugar in a homogeneous solution drops down. Silicates are typically present in geothermal brine, and as almost all solid particles, once flashed remain concentrated in the liquid phase. The silica deposition is affected by several factors which include chemical and physical composition of brine, temperature (Setiawan et al., 2019), acidity (Addison et al., 2015) and others. A hotter

brine temperature results in a higher silica saturation in the disposal brine, which could cause a greater silica scaling precipitation in piping, heat exchangers, reinjection wells and other production facilities (DiPippo,1985). So, when cooling down the brine to recover heat for the ORC cycle, if scaling has not been considered carefully, it is possible that amorphous silica or other chemical component deposit in the shell and tube heat exchangers, jeopardizing the heat exchange process. Silica and quartz reach the equilibrium condition when the hot source is underground. When the mixtures, which are in two-phase condition, are carried up to the surface, the amorphous silica is supersaturated in the solution, thanks to the difference in the solubility of quartz and amorphous silica. The difference in the solubility is due to the flash that occurs when the mixtures are brought to the surface. So, the amorphous silica is the form of precipitation which happens at the surface level (Brown,2011).

In Figure 8 the limit of silica saturation is represented against the water temperature; the higher the steam fraction that goes in the flash turbine, the more concentrated will the silica result in the brine.

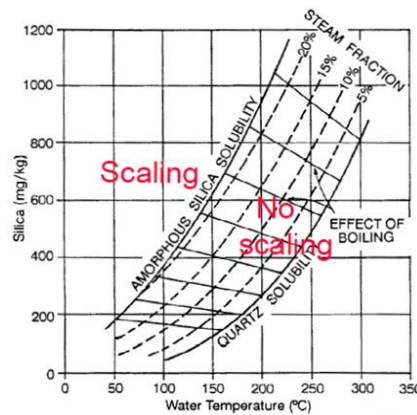


Figure 8: Solubility limit of silica in water

4.6 Exergy’s solution: A customized acid dosing system

In the last decades, the focus has been moving from “IF” silica deposition happens to “WHEN” it materializes concretely. Even in presence of a supersaturated silica solution, there are some factors that can significantly delay the formation of scaling, solving such issue upfront. It is worth mentioning that the residence time of brine in the critical part of ORC heat exchangers and reinjection well is of the order of tens of seconds; for this reason, a system that delays silica deposition of half an hour allows to completely avoid any kind of issue. Brown (2011) suggests several solutions to deal with silica scaling. In the geothermal world the modification of the pH could be the largest use. At normal pH the polymerization of the silica is very rapid, while a pH about 5 can delay this phenomenon.

Numerical simulations and then experimental tests are essential for a proper selection of the main features of the dosing system. Silica scaling is a crucial aspect to monitor in a brine recovery power plant, so it is always suggested to carry out several chemical and physical analyses on the brine, also after the binary plant is in operation. These tests will allow to understand the brine

behavior along the heat exchangers and in the reinjection well and will allow to optimize the design of the acid dosing system, suitable for each brine recovery plant.

Among the different possibilities that can inhibit silica scaling, for Mindanao III plant, Exergy focused on an acid dosing system. It is demonstrated in many different studies and applications, that low (acid) or high (alkaline) pH values are one of the most effective system able to achieve such objective. However, acid substances are preferred to alkaline ones, even though steel corrosion is not an issue with alkaline dosing, because of the much smaller operating costs that in the long run are extremely impacting. For this reason, a customized system has been studied, in order to achieve the targeted reinjection temperature (80°C) in the best possible way, keeping in mind all relevant issues that EDC, as a final customer, would experience in the operation of the plant.

Among the many decisions that have been made by Exergy's engineering team during the development of the inhibitor system, the most important are related to the kind of acid (strong vs weak), to the material selection, to the system and process arrangement, to the redundancy of the components and to the positioning of the system itself. Since these kinds of systems are not very widespread yet, each choice considered all possible working conditions without the possibility to rely upon a dominant technical paradigm.

For this type of application, is strongly suggested a chemistry analysis of the brine to avoid any type of scaling. The chemistry analysis must be conducted to analyze the pH and the chemistry composition of the brine in order to design the pH and the mass flow rate of the acid required to add to the hot brine for the specific case. The design of the acid dosing system requires a lot of test. For Mindanao III the acid dosing system has been dimensioned to have a pH equal to 4.5 at the re-injection temperature of 80°C.

Furthermore, to avoid scaling in the reinjection well, even when the ORC is stopped, the dosing system is designed to continuously work for about 4 hours to avoid any scaling problem in the reinjection well.

4.7 Exergy's Mindanao III power plant start up

The Mindanao III brine recovery binary plant was successfully synchronized to the Mindanao electricity grid on March 12, 2022 then passed compliance testing by system operator National Grid Corporation of the Philippines on March 25 and it is now delivering 3.6 MW of carbon-free electricity to the grid. Figure 9 is a picture of the completed power plant.

5. Conclusions

In a scenario of increasing energy demand, pushed by population and economic growth, Mindanao III geothermal plant could be the first of a long series of binary Organic Rankin Cycle bottoming flash units, extremely diffused in different areas worldwide and already present. This "Brine Recovery" trend would overcome one of the most crucial issues of the geothermal plants, the uncertainty of the source since it would exploit the wasted flows of brine already existing and available that is reinjected at high temperature. So, also the risks related to the initial investments are reduced. Another obstacle addressed and solved by Exergy's and EDC's engineering teams is

linked to the reinjection temperature optimization and consequent silica deposition. Also, this issue in the past contributed to the technical selection in the development of many geothermal projects, but now the maturity of this technology has reached a turning point, and is ready to be employed anywhere it is required.



Figure 9: A picture of the Mindanao III brine reopower plant

REFERENCES

- Capocelli, M., Moliterni, E., Piemonte V., De Falco, M. “Reuse of Waste Geothermal Brine: Process, Thermodynamic and Economic Analysis”. *Water*, 12 (2020).
- Huttrer, G.W. “Geothermal Power Generation in the World 2015-2020 Update Report”. *Proceedings, World Geothermal Congress*, Reykjavik, Iceland (2020).
- Gill, S.J., and Jacobs, G.: Managing silica Deposition in Geothermal Power Plants – Pros and Cons of pH Mod versus Silica Inhibitor, Global Resource Council, (2018)
- Setiawan, F.A., Rahayuningsih, E., Petrus, H. T. B. M., Nurpratama, M. I., Perdana, I.: Kinetic of Silica Precipitation in Geothermal Brine with Seeds Addition: Minimizing Silica Scaling in a Cold Re-Injection System, *Geothermal Energy*, (2019).
- <https://www.power-technology.com/comment/global-pv-capacity-expected-reach-969gw-2025/>
- DiPippo, R. “Geothermal power plants: Principles, Applications, Case Studies and Environmental Impact”. *Butterworth-Heinemann*, Second Edition (2008).
- Addison, S. J., Brown, K. L., von Hirtz, P. H., Gallup, D. L., Winick, J. A., Siega, F. L., Gresham, T. J.: Brine Silica Management at Mighty River Power New Zealand, *Proceedings, World Geothermal Congress*, (2015).

Brown, K. “Thermodynamics and Kinetics of Silica Scaling. Test rig Experiments for silica Scaling Inhibition”. *Proceedings, International Workshop on Mineral Scaling 2011*, Manila, Philippines, Indonesia (2011).

Mulazzani, D. “Exergy Geothermal Combined Cycle (ExGCC) power plant for liquid dominated reservoir in the Asia-Pacific Region”. *Proceedings, 4th Indonesia International Geothermal Convention & Exhibition*, Jakarta, Indonesia (2016).

<https://www.energy.com.ph/about/>

Trazona, R.G., Sambrano, B.M.G., Esberto, M.B. “Reservoir Management in Mindanao Geothermal Production Field, Philippines”. *Proceedings, 27th Workshop on Geothermal Reservoir Engineering*, Stanford, California (2002).

ASEAN Centre for Energy (ACE), Deutsche Gesellschaft für Internationale Zusammenarbeit (GIZ) GmbH: “Levelised Costs of Electricity (LCOE) for Selected Renewable Energy Technologies in the ASEAN Member States II”. *Report*, (2019)